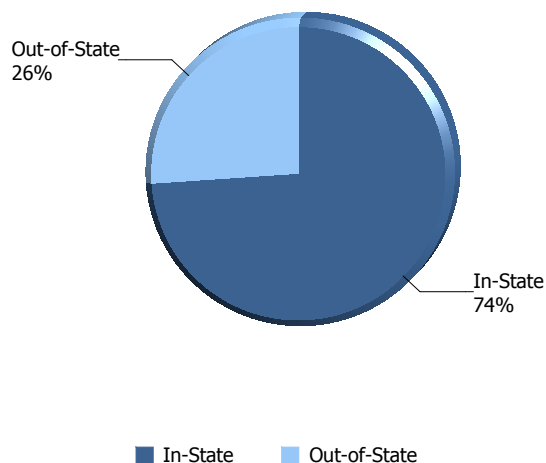


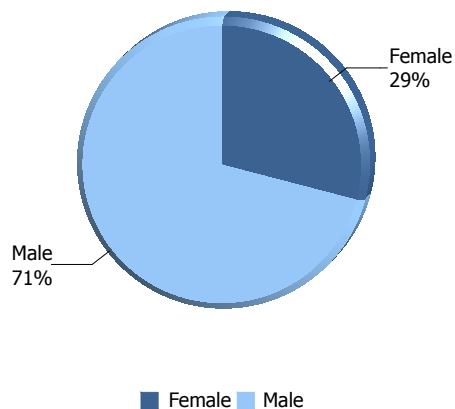
The Citadel: Enrollment by Residency



Residency	In-State	Out-of-State	Total
Active Duty Students	20	1	21
Cadets	283	208	491
CSI Students	129	143	272
Day Students	1		1
Evening Undergraduate Students	118	4	122
Fifth Year Day Students	9	5	14
Freshman Athletes	8	18	26
Graduate Students	556	49	605
Transient Students	21	7	28
Veteran Students (Day)	46	1	47
Veteran Students (Evening)	45		45
Total of Residency	1236	436	1672

* Students who receive in-state tuition include residents of SC, military personnel and their dependents, faculty and administration employees and their dependents, retired persons and their dependents, academic common market, scholarships approved by board of trustees, reciprocity agreements as approved by the General Assembly, and non-resident aliens in an approved VISA classification.

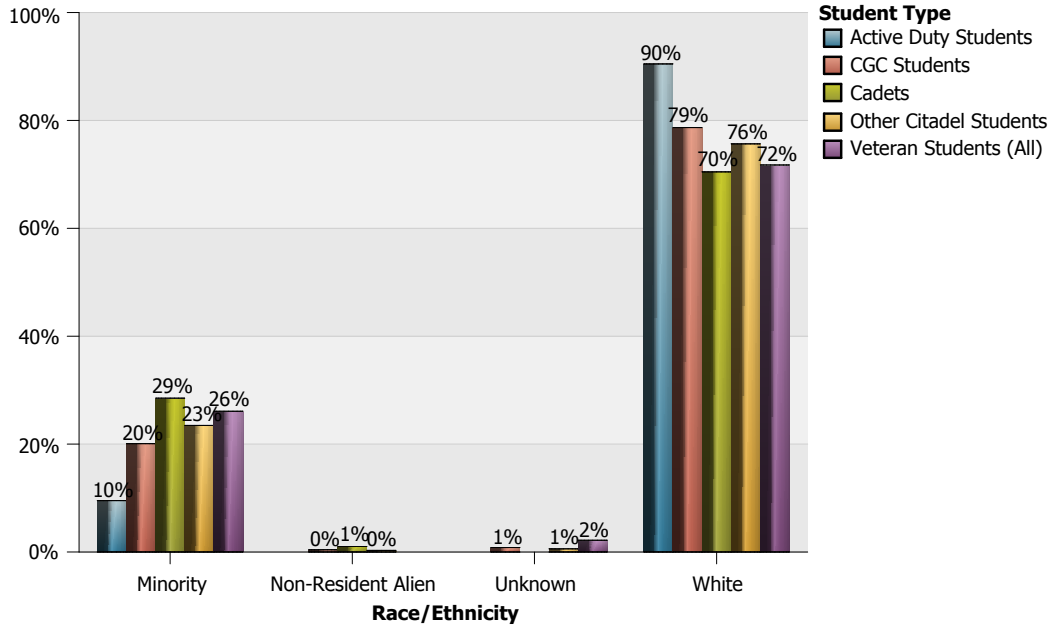
The Citadel: Enrollment by Gender



Gender	Female	Male	Total
Active Duty Students	1	20	21
Cadets	48	443	491
CSI Students	20	252	272
Day Students		1	1
Evening Undergraduate Students	32	90	122
Fifth Year Day Students		14	14
Freshman Athletes		26	26
Graduate Students	362	243	605
Transient Students	15	13	28
Veteran Students (Day)	4	43	47
Veteran Students (Evening)	4	41	45
Total of Gender	486	1186	1672

* Off campus cadets include cadets studying abroad, studying away in the US, and those serving an internship.

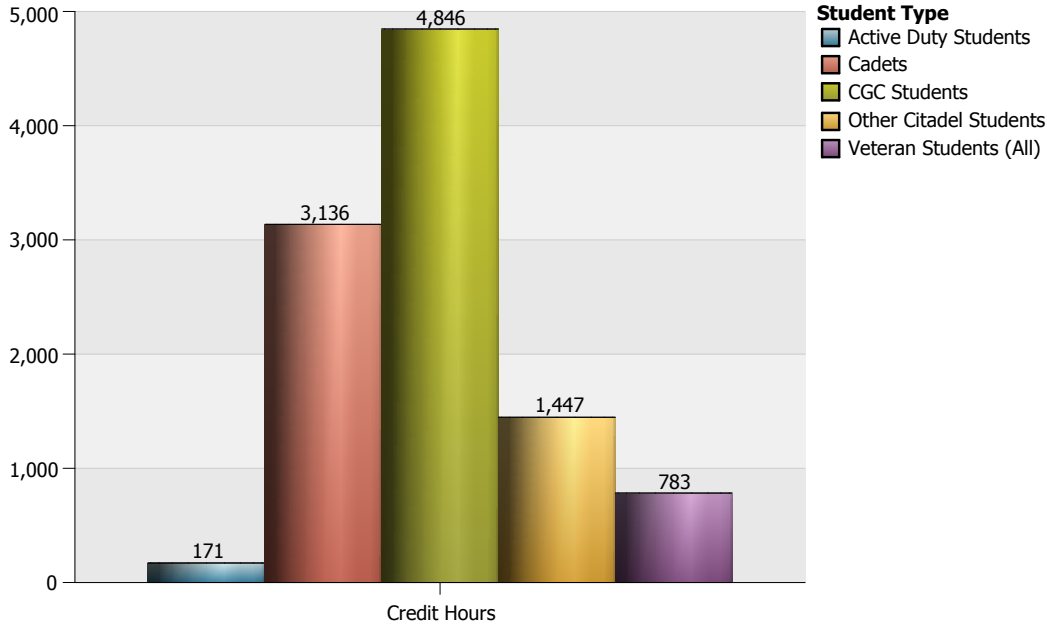
The Citadel: Enrollment by Race/Ethnicity



Race/Ethnicity	American Indian or Alaskan Native	Asian	Black or African American	Hispanic	More Than 1 Race	Native Hawaiian or Pacific Islander	Non-Resident Alien	Unknown	White	Total
Active Duty Students		1			1				19	21
Cadets	5	7	71	33	22	2	5		346	491
CSI Students	2	5	15	20	12			1	217	272
Day Students									1	1
Evening Undergraduate Students		1	13	5	3			2	98	122
Fifth Year Day Students			4	1					9	14
Freshman Athletes			16	1			1		8	26
Graduate Students	1	7	88	15	13		3	4	474	605
Transient Students		1		2		1		1	23	28
Veteran Students (Day)		2	3	5					37	47
Veteran Students (Evening)		1	4	4	3	2		2	29	45
Total of Race/Ethnicity	8	25	214	86	54	5	9	10	1261	1672

* Off campus cadets include cadets studying abroad, studying away in the US, and those serving an internship.

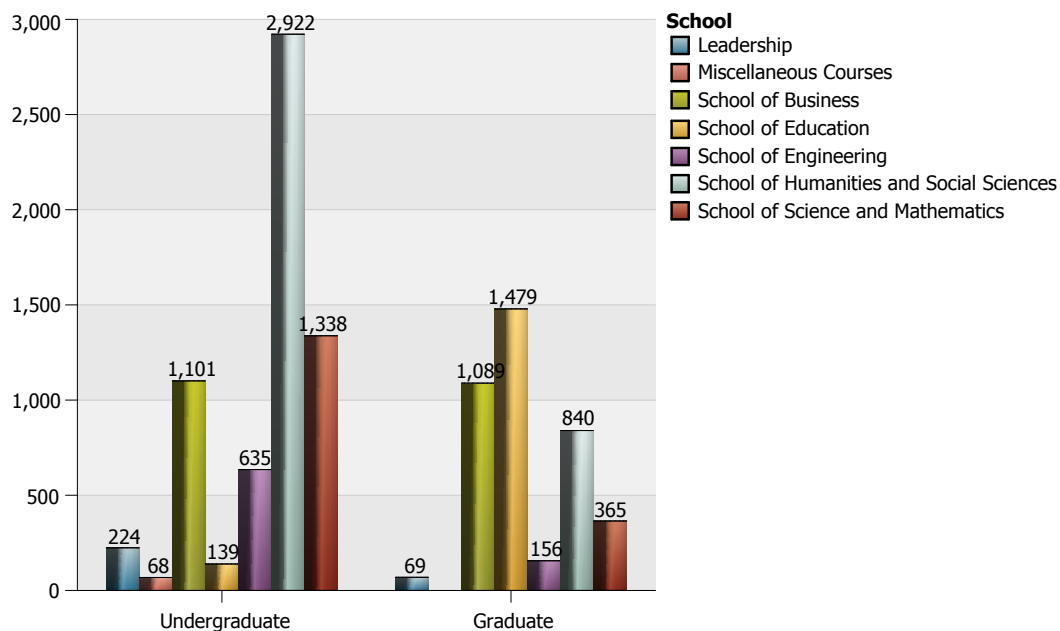
The Citadel: Credit Hours and Full-time Equivalency (FTE) Data by Student Type



	Credit Hours	FTE
Active Duty Students	171	14.25
Cadets	3,136	261.33
CSI Students	1,088	90.67
Day Students	3	0.25
Evening Undergraduate Students	818	68.17
Fifth Year Day Students	75	6.25
Freshman Athletes	153	12.75
Graduate Students	4,028	447.56
Transient Students	128	10.67
Veteran Students (Day)	445	37.08
Veteran Students (Evening)	338	28.17
Total	10,383	977.14

* Off campus cadets include cadets studying abroad, studying away in the US, and those serving an internship.

The Citadel: Credit Hours by Department



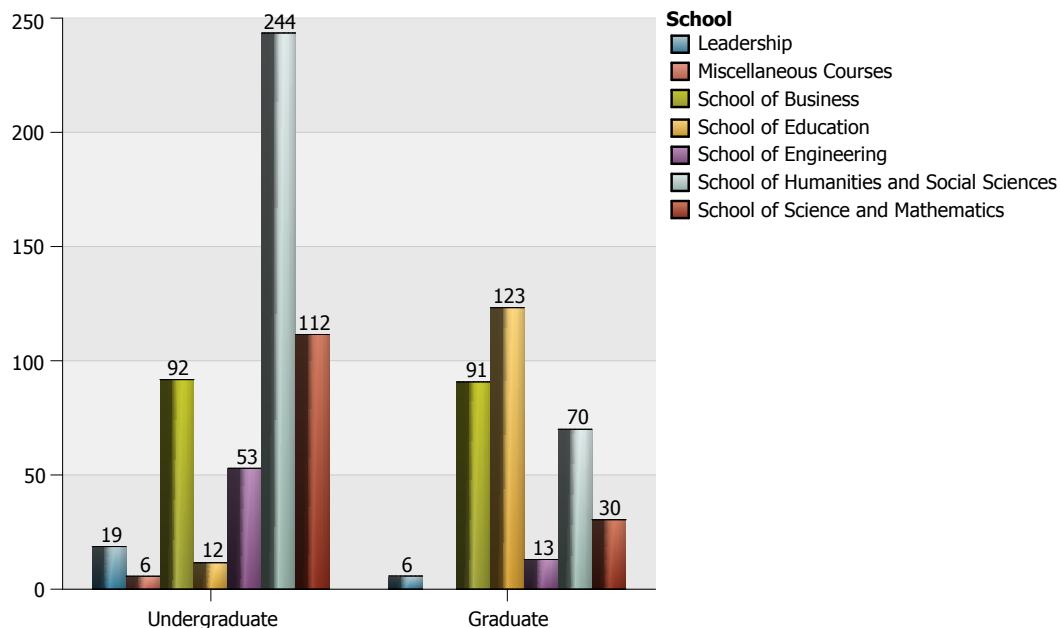
Department and Subject Area		1 Lower Division	2 Upper Division	3 Graduate	Total
Biology	Biology and Biological Science	131	69	71	271
	Total of Department	131	69	71	271
Chemistry	Chemistry	269		12	281
	Total of Department	269		12	281
Civil and Environ Engineering	Civil Engineering	48	326	21	395
	Total of Department	48	326	21	395
Criminal Justice	Crim Just and Law Enf Admin		264	57	321
	Cybersecurity		48		48
	Homeland Security		30		30
	Sociology	87	30		117
	Total of Department	87	372	57	516
Elect and Computer Engineering	Electrical Engineering		153	3	156
	Total of Department		153	3	156
Engineer Leadrshp and Prg Mgmt	Project Management			132	132
	Total of Department			132	132
English	English Language and Lit	552	21	54	627
	Fine Arts and Art Studies	30	18		48
	Total of Department	582	39	54	675
Health Exercise Sport Science	Kinesiology and Exer Science			243	243
	Phys Ed Teaching and Coaching		96		96
	Total of Department		96	243	339
History	History	375	123	3	501
	Total of Department	375	123	3	501
Leadership	Organizational Leadership			69	69
	Total of Department			69	69
Math and Computer Science	Computer and Info Sciences	54		24	78

The Citadel: Credit Hours by Department

Department and Subject Area		1 Lower Division	2 Upper Division	3 Graduate	Total
Math and Computer Science	Mathematics	487		15	502
	Total of Department	541		39	580
Mechanical Engineering	Mechanical Engineering		108		108
	Total of Department		108		108
Misc Courses and Majors	Liberal Arts and Sciences	14			14
	Multi/Interdisciplinary Studie		54		54
	Total of Department	14	54		68
Modern Language Lit and Cult	Chinese Language and Lit	51	15		66
	French Language and Lit	54	27		81
	Spanish Language and Lit	390	90		480
	Total of Department	495	132		627
Orientation/Leadership	Liberal Arts and Sciences	224			224
	Total of Department	224			224
Physics	Physics	232			232
	Total of Department	232			232
Political Science	Anthropology	42		6	48
	Political Sci and Government	249	141	123	513
	Total of Department	291	141	129	561
Psychology	Psychology	282	3	597	882
	Total of Department	282	3	597	882
School of Business	Business Admin and Management	306	795	1,089	2,190
	Total of Department	306	795	1,089	2,190
School of Education	Education	4			4
	Secondary Ed and Teaching	117	18	1,455	1,590
	STEM Education			24	24
	Total of Department	121	18	1,479	1,618
Total Overall		3,998	2,429	3,998	10,425

* Data includes consortium hours.

The Citadel: Full-time Equivalency (FTE) Data by Department



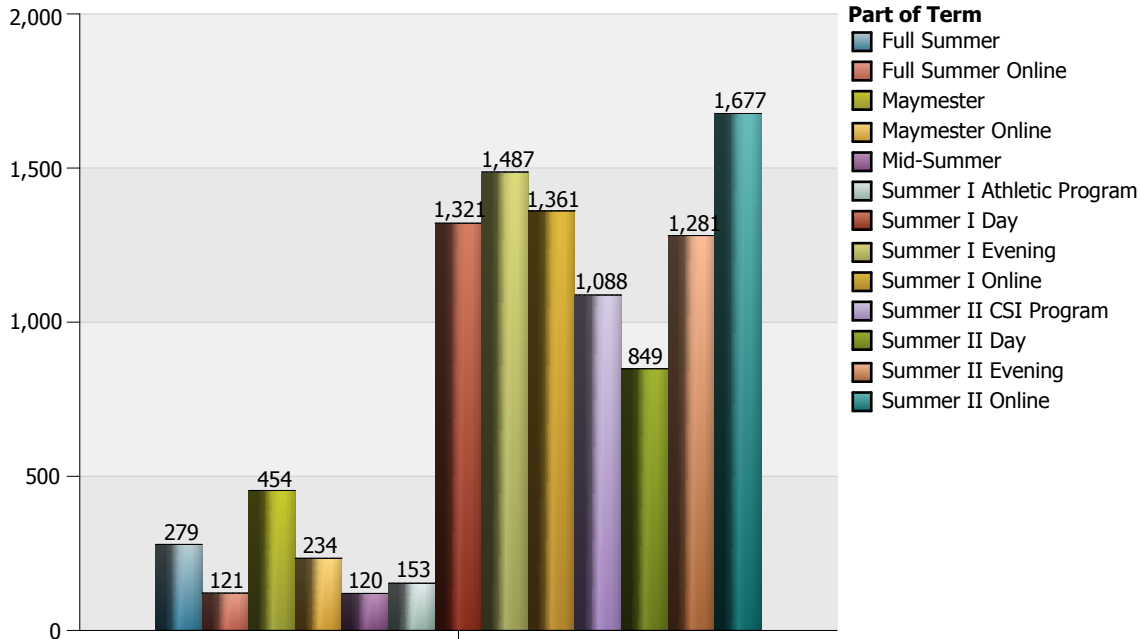
Department and Subject Area		1 Lower Division	2 Upper Division	3 Graduate	Total
Biology	Biology and Biological Science	10.92	5.75	7.89	24.56
	Total of Department	10.92	5.75	7.89	24.56
Chemistry	Chemistry	22.42		1.33	23.75
	Total of Department	22.42		1.33	23.75
Civil and Environ Engineering	Civil Engineering	4.00	27.17	2.33	33.50
	Total of Department	4.00	27.17	2.33	33.50
Criminal Justice	Crim Just and Law Enf Admin		22.00	6.33	28.33
	Cybersecurity		4.00		4.00
	Homeland Security		2.50		2.50
	Sociology	7.25	2.50		9.75
	Total of Department	7.25	31.00	6.33	44.58
Elect and Computer Engineering	Electrical Engineering		12.75	0.33	13.08
	Total of Department		12.75	0.33	13.08
Engineer Leadrshp and Prg Mgmt	Project Management			14.67	14.67
	Total of Department			14.67	14.67
English	English Language and Lit	46.00	1.75	6.00	53.75
	Fine Arts and Art Studies	2.50	1.50		4.00
	Total of Department	48.50	3.25	6.00	57.75
Health Exercise Sport Science	Kinesiology and Exer Science			27.00	27.00
	Phys Ed Teaching and Coaching		8.00		8.00
	Total of Department		8.00	27.00	35.00
History	History	31.25	10.25	0.33	41.83
	Total of Department	31.25	10.25	0.33	41.83
Leadership	Organizational Leadership			7.67	7.67
	Total of Department			7.67	7.67
Math and Computer Science	Computer and Info Sciences	4.50		2.67	7.17
	Mathematics	40.58		1.67	42.25

The Citadel: Full-time Equivalency (FTE) Data by Department

Department and Subject Area		1 Lower Division	2 Upper Division	3 Graduate	Total
Math and Computer Science	Total of Department	45.08		4.33	49.42
Mechanical Engineering	Mechanical Engineering		9.00		9.00
	Total of Department		9.00		9.00
Misc Courses and Majors	Liberal Arts and Sciences	1.17			1.17
	Multi/Interdisciplinary Studie		4.50		4.50
	Total of Department	1.17	4.50		5.67
Modern Language Lit and Cult	Chinese Language and Lit	4.25	1.25		5.50
	French Language and Lit	4.50	2.25		6.75
	Spanish Language and Lit	32.50	7.50		40.00
	Total of Department	41.25	11.00		52.25
Orientation/Leadership	Liberal Arts and Sciences	18.67			18.67
	Total of Department	18.67			18.67
Physics	Physics	19.33			19.33
	Total of Department	19.33			19.33
Political Science	Anthropology	3.50		0.67	4.17
	Political Sci and Government	20.75	11.75	13.67	46.17
	Total of Department	24.25	11.75	14.33	50.33
Psychology	Psychology	23.50	0.25	66.33	90.08
	Total of Department	23.50	0.25	66.33	90.08
School of Business	Business Admin and Management	25.50	66.25	121.00	212.75
	Total of Department	25.50	66.25	121.00	212.75
School of Education	Education	0.33			0.33
	Secondary Ed and Teaching	9.75	1.50	161.67	172.92
	STEM Education			2.67	2.67
	Total of Department	10.08	1.50	164.33	175.92
Total Overall		333.17	202.42	444.22	979.81

* Data includes consortium hours.

The Citadel: Credit Hours by Part of Term



Part of Term		1 Undergraduate	2 Graduate	Total
Full Summer	Civil and Environ Engineering	36		36
	Criminal Justice	15		15
	Engineer Leadrshp and Prg Mgmt		57	57
	Health Exercise Sport Science	27	6	33
	School of Business		24	24
	School of Education		114	114
	Total of Part of Term	78	201	279
Full Summer Online	Psychology	33		33
	School of Education	19	69	88
	Total of Part of Term	52	69	121
Maymester	Biology	36	12	48
	Criminal Justice	6		6
	English	111		111
	History	45	3	48
	Modern Language Lit and Cult	33		33
	Physics	37		37
	Political Science	51	3	54
	School of Business	45		45
	School of Education		72	72
Total of Part of Term	364	90	454	
Maymester Online	English	84		84
	Health Exercise Sport Science		9	9
	School of Business	75		75

The Citadel: Credit Hours by Part of Term

Part of Term		1 Undergraduate	2 Graduate	Total
Maymester Online	School of Education	12	54	66
	Total of Part of Term	171	63	234
Mid-Summer	Misc Courses and Majors	54		54
	Modern Language Lit and Cult	66		66
	Total of Part of Term	120		120
Summer I Athletic Program	English	78		78
	Psychology	75		75
	Total of Part of Term	153		153
Summer I Day	Biology	89	24	113
	Chemistry	114		114
	Criminal Justice	33		33
	English	108	15	123
	Health Exercise Sport Science	27		27
	History	45		45
	Math and Computer Science	101		101
	Modern Language Lit and Cult	507		507
	Physics	114		114
	Political Science	39	18	57
	Psychology	3		3
	School of Education		84	84
	Total of Part of Term	1,180	141	1,321
Summer I Evening	Civil and Environ Engineering	224		224
	Criminal Justice	24		24
	Elect and Computer Engineering	78		78
	Engineer Leadrshp and Prg Mgmt		24	24
	Health Exercise Sport Science		123	123
	Math and Computer Science		15	15
	Mechanical Engineering	66		66
	Political Science		15	15
	Psychology		255	255
	School of Business	138	243	381
	School of Education		282	282
Total of Part of Term	530	957	1,487	
Summer I Online	Criminal Justice	189	15	204
	English	81		81
	Health Exercise Sport Science	42	3	45
	History	57		57
	Leadership		18	18
	Math and Computer Science	27		27
Misc Courses and Majors	8		8	

The Citadel: Credit Hours by Part of Term

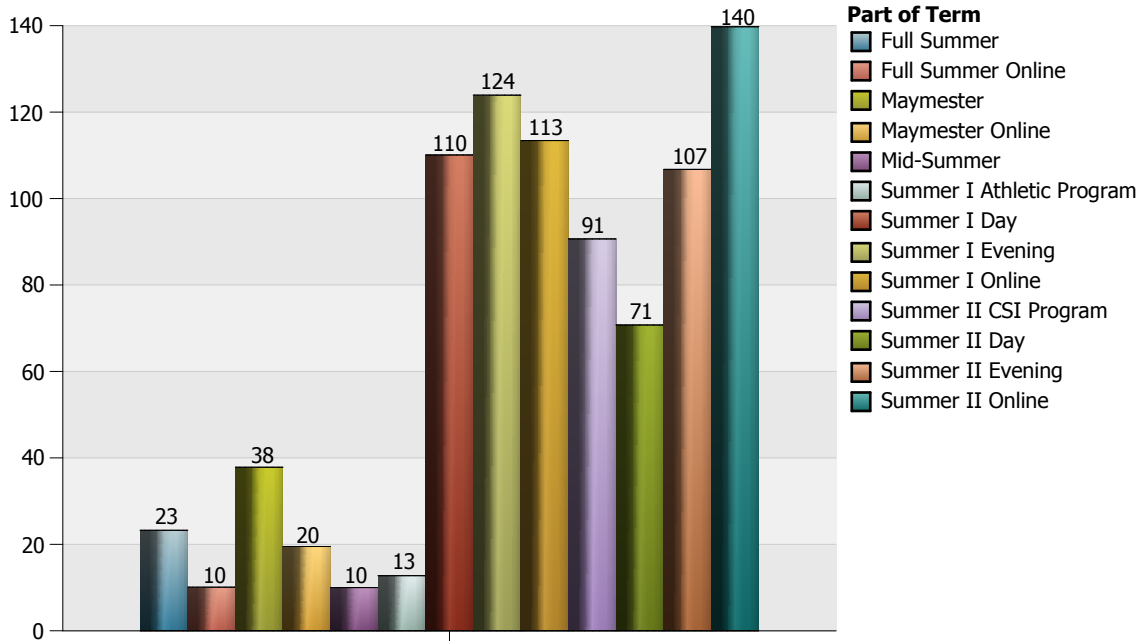
Part of Term		1 Undergraduate	2 Graduate	Total
Summer I Online	Political Science	60	60	120
	Psychology		42	42
	School of Business	333	234	567
	School of Education	36	156	192
	Total of Part of Term	833	528	1,361
Summer II CSI Program	History	228		228
	Math and Computer Science	255		255
	Orientation/Leadership	224		224
	Political Science	207		207
	Psychology	174		174
	Total of Part of Term	1,088		1,088
Summer II Day	Biology	54	20	74
	Chemistry	155		155
	English	102		102
	History	54		54
	Math and Computer Science	104		104
	Modern Language Lit and Cult	21		21
	Physics	81		81
	Political Science	63	18	81
	School of Education		177	177
	Total of Part of Term	634	215	849
Summer II Evening	Civil and Environ Engineering	114	21	135
	Elect and Computer Engineering	75	3	78
	Engineer Leadrshp and Prg Mgmt		51	51
	English	3	39	42
	Health Exercise Sport Science		99	99
	Math and Computer Science		24	24
	Mechanical Engineering	42		42
	Psychology		204	204
	School of Business	45	249	294
	School of Education		312	312
	Total of Part of Term	279	1,002	1,281
Summer II Online	Biology	21	15	36
	Chemistry		12	12
	Criminal Justice	192	42	234
	English	54		54
	Health Exercise Sport Science		3	3
	History	69		69
	Leadership		51	51
	Math and Computer Science	54		54

The Citadel: Credit Hours by Part of Term

Part of Term		1 Undergraduate	2 Graduate	Total
Summer II Online	Misc Courses and Majors	6		6
	Political Science	12	15	27
	Psychology		96	96
	School of Business	465	339	804
	School of Education	72	159	231
	Total of Part of Term	945	732	1,677
Total Overall		6,427	3,998	10,425

** Data includes consortium hours.*

The Citadel: Full-time Equivalency (FTE) Data by Part of Term



Part of Term		1 Undergraduate	2 Graduate	Total
Full Summer	Civil and Environ Engineering	3.00		3.00
	Criminal Justice	1.25		1.25
	Engineer Leadrshp and Prg Mgmt		6.33	6.33
	Health Exercise Sport Science	2.25	0.67	2.92
	School of Business		2.67	2.67
	School of Education		12.67	12.67
	Total of Part of Term	6.50	22.33	28.83
Full Summer Online	Psychology	2.75		2.75
	School of Education	1.58	7.67	9.25
	Total of Part of Term	4.33	7.67	12.00
Maymester	Biology	3.00	1.33	4.33
	Criminal Justice	0.50		0.50
	English	9.25		9.25
	History	3.75	0.33	4.08
	Modern Language Lit and Cult	2.75		2.75
	Physics	3.08		3.08
	Political Science	4.25	0.33	4.58
	School of Business	3.75		3.75
	School of Education		8.00	8.00
	Total of Part of Term	30.33	10.00	40.33
Maymester Online	English	7.00		7.00
	Health Exercise Sport Science		1.00	1.00
	School of Business	6.25		6.25

The Citadel: Full-time Equivalency (FTE) Data by Part of Term

Part of Term		1 Undergraduate	2 Graduate	Total
Maymester Online	School of Education	1.00	6.00	7.00
	Total of Part of Term	14.25	7.00	21.25
Mid-Summer	Misc Courses and Majors	4.50		4.50
	Modern Language Lit and Cult	5.50		5.50
	Total of Part of Term	10.00		10.00
Summer I Athletic Program	English	6.50		6.50
	Psychology	6.25		6.25
	Total of Part of Term	12.75		12.75
Summer I Day	Biology	7.42	2.67	10.08
	Chemistry	9.50		9.50
	Criminal Justice	2.75		2.75
	English	9.00	1.67	10.67
	Health Exercise Sport Science	2.25		2.25
	History	3.75		3.75
	Math and Computer Science	8.42		8.42
	Modern Language Lit and Cult	42.25		42.25
	Physics	9.50		9.50
	Political Science	3.25	2.00	5.25
	Psychology	0.25		0.25
	School of Education		9.33	9.33
	Total of Part of Term	98.33	15.67	114.00
Summer I Evening	Civil and Environ Engineering	18.67		18.67
	Criminal Justice	2.00		2.00
	Elect and Computer Engineering	6.50		6.50
	Engineer Leadrshp and Prg Mgmt		2.67	2.67
	Health Exercise Sport Science		13.67	13.67
	Math and Computer Science		1.67	1.67
	Mechanical Engineering	5.50		5.50
	Political Science		1.67	1.67
	Psychology		28.33	28.33
	School of Business	11.50	27.00	38.50
	School of Education		31.33	31.33
Total of Part of Term	44.17	106.33	150.50	
Summer I Online	Criminal Justice	15.75	1.67	17.42
	English	6.75		6.75
	Health Exercise Sport Science	3.50	0.33	3.83
	History	4.75		4.75
	Leadership		2.00	2.00
	Math and Computer Science	2.25		2.25
	Misc Courses and Majors	0.67		0.67

The Citadel: Full-time Equivalency (FTE) Data by Part of Term

Part of Term		1 Undergraduate	2 Graduate	Total
Summer I Online	Political Science	5.00	6.67	11.67
	Psychology		4.67	4.67
	School of Business	27.75	26.00	53.75
	School of Education	3.00	17.33	20.33
	Total of Part of Term	69.42	58.67	128.08
Summer II CSI Program	History	19.00		19.00
	Math and Computer Science	21.25		21.25
	Orientation/Leadership	18.67		18.67
	Political Science	17.25		17.25
	Psychology	14.50		14.50
	Total of Part of Term	90.67		90.67
Summer II Day	Biology	4.50	2.22	6.72
	Chemistry	12.92		12.92
	English	8.50		8.50
	History	4.50		4.50
	Math and Computer Science	8.67		8.67
	Modern Language Lit and Cult	1.75		1.75
	Physics	6.75		6.75
	Political Science	5.25	2.00	7.25
	School of Education		19.67	19.67
	Total of Part of Term	52.83	23.89	76.72
Summer II Evening	Civil and Environ Engineering	9.50	2.33	11.83
	Elect and Computer Engineering	6.25	0.33	6.58
	Engineer Leadrshp and Prg Mgmt		5.67	5.67
	English	0.25	4.33	4.58
	Health Exercise Sport Science		11.00	11.00
	Math and Computer Science		2.67	2.67
	Mechanical Engineering	3.50		3.50
	Psychology		22.67	22.67
	School of Business	3.75	27.67	31.42
	School of Education		34.67	34.67
	Total of Part of Term	23.25	111.33	134.58
Summer II Online	Biology	1.75	1.67	3.42
	Chemistry		1.33	1.33
	Criminal Justice	16.00	4.67	20.67
	English	4.50		4.50
	Health Exercise Sport Science		0.33	0.33
	History	5.75		5.75
	Leadership		5.67	5.67
	Math and Computer Science	4.50		4.50

The Citadel: Full-time Equivalency (FTE) Data by Part of Term

Part of Term		1 Undergraduate	2 Graduate	Total
Summer II Online	Misc Courses and Majors	0.50		0.50
	Political Science	1.00	1.67	2.67
	Psychology		10.67	10.67
	School of Business	38.75	37.67	76.42
	School of Education	6.00	17.67	23.67
	Total of Part of Term	78.75	81.33	160.08
Total Overall	535.58	444.22	979.81	

* Data includes consortium hours.