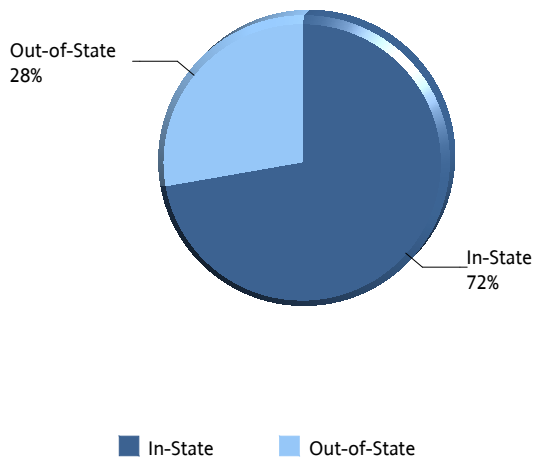


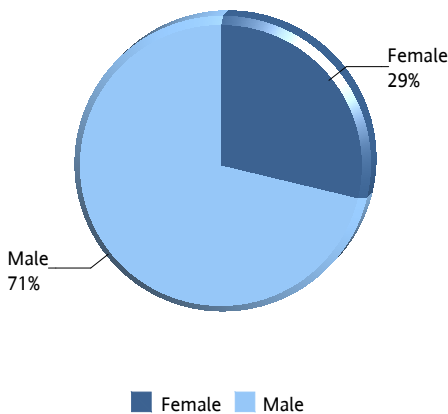
**The Citadel: Enrollment by Residency**



Residency	In-State	Out-of-State	Total
Active Duty Students	26		26
Cadets	267	224	491
CSI Students	118	159	277
Day Students	4		4
Evening Undergraduate Students	100	2	102
Fifth Year Day Students	6	6	12
Freshman Athletes	10	22	32
Graduate Students	597	49	646
Transient Students	35	3	38
Veteran Students (Day)	41	6	47
Veteran Students (Evening)	22		22
<b>Total of Residency</b>	<b>1226</b>	<b>471</b>	<b>1697</b>

*\* Students who receive in-state tuition include residents of SC, military personnel and their dependents, faculty and administration employees and their dependents, retired persons and their dependents, academic common market, scholarships approved by board of trustees, reciprocity agreements as approved by the General Assembly, and non-resident aliens in an approved VISA classification.*

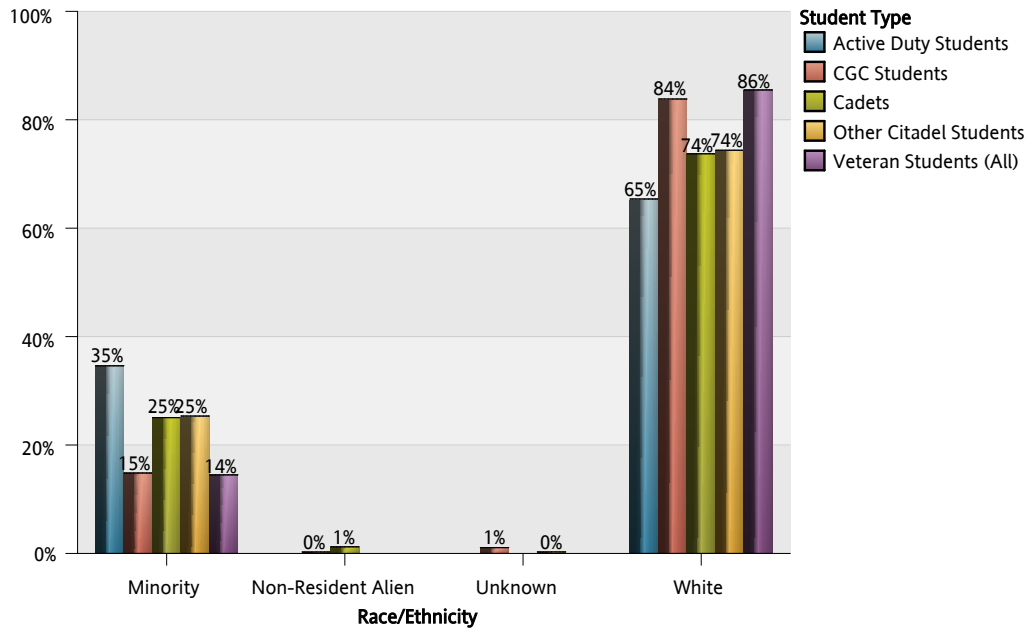
**The Citadel: Enrollment by Gender**



Gender	Female	Male	Total
Active Duty Students	1	25	26
Cadets	35	456	491
CSI Students	19	258	277
Day Students		4	4
Evening Undergraduate Students	35	67	102
Fifth Year Day Students		12	12
Freshman Athletes		32	32
Graduate Students	376	270	646
Transient Students	18	20	38
Veteran Students (Day)	3	44	47
Veteran Students (Evening)	1	21	22
<b>Total of Gender</b>	<b>488</b>	<b>1209</b>	<b>1697</b>

*\* Off campus cadets include cadets studying abroad, studying away in the US, and those serving an internship.*

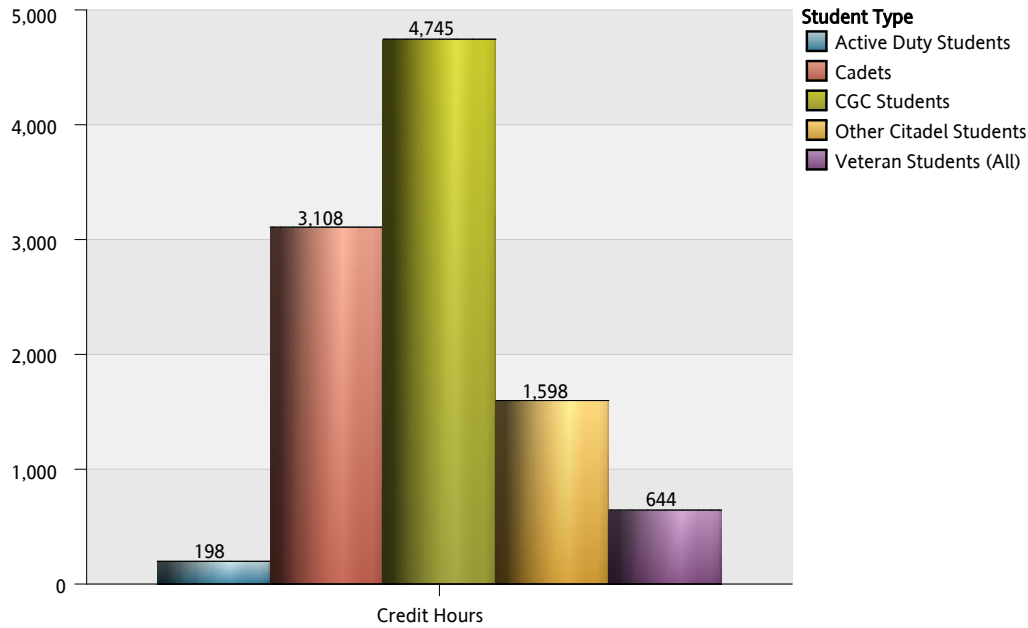
**The Citadel: Enrollment by Race/Ethnicity**



Race/Ethnicity	American Indian or Alaskan Native	Asian	Black or African American	Hispanic	More Than 1 Race	Native Hawaiian or Pacific Islander	Non-Resident Alien	Unknown	White	Total
Active Duty Students		1	1	5	2				17	26
Cadets	11	11	57	35	9		6		362	491
CSI Students	1	5	15	25	14	1			216	277
Day Students				1					3	4
Evening Undergraduate Students	1	2	13	4		1		2	79	102
Fifth Year Day Students				2					10	12
Freshman Athletes			23		2			1	6	32
Graduate Students	5	4	59	16	4	2	2	6	548	646
Transient Students			2	1					35	38
Veteran Students (Day)	1	1	2	4					39	47
Veteran Students (Evening)		1			1				20	22
<b>Total of Race/Ethnicity</b>	<b>19</b>	<b>25</b>	<b>172</b>	<b>93</b>	<b>32</b>	<b>4</b>	<b>8</b>	<b>9</b>	<b>1335</b>	<b>1697</b>

\* Off campus cadets include cadets studying abroad, studying away in the US, and those serving an internship.

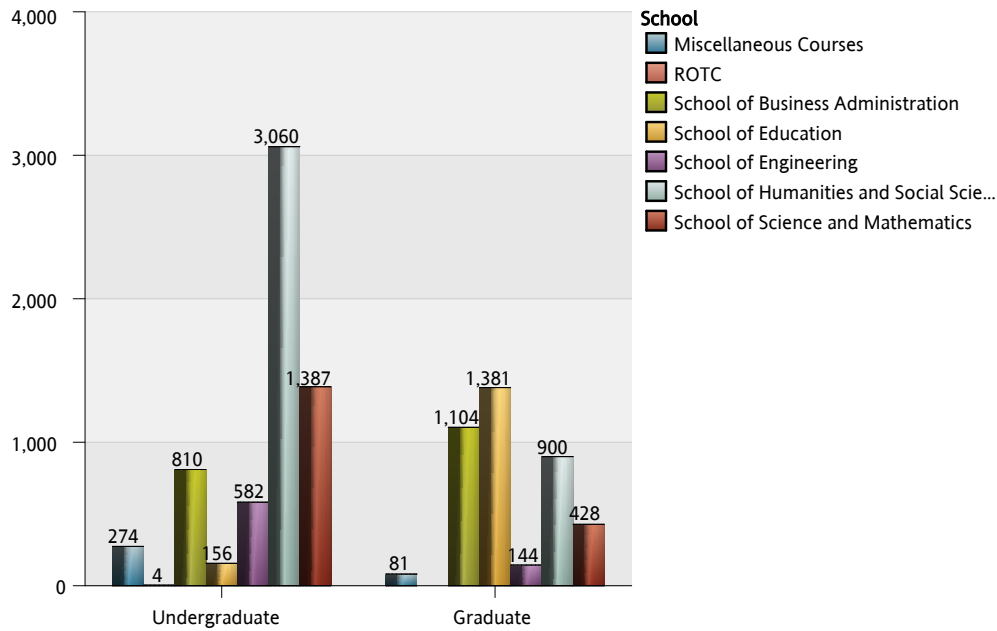
**The Citadel: Credit Hours and Full-time Equivalency (FTE) Data by Student Type**



	Credit Hours	FTE
Active Duty Students	198	16.50
Cadets	3,108	259.00
CSI Students	1,108	92.33
Day Students	27	2.25
Evening Undergraduate Students	682	56.83
Fifth Year Day Students	87	7.25
Freshman Athletes	192	16.00
Graduate Students	4,063	451.44
Transient Students	184	15.33
Veteran Students (Day)	454	37.83
Veteran Students (Evening)	190	15.83
<b>Total</b>	<b>10,293</b>	<b>970.61</b>

*\* Off campus cadets include cadets studying abroad, studying away in the US, and those serving an internship.*

**The Citadel: Credit Hours by Department**



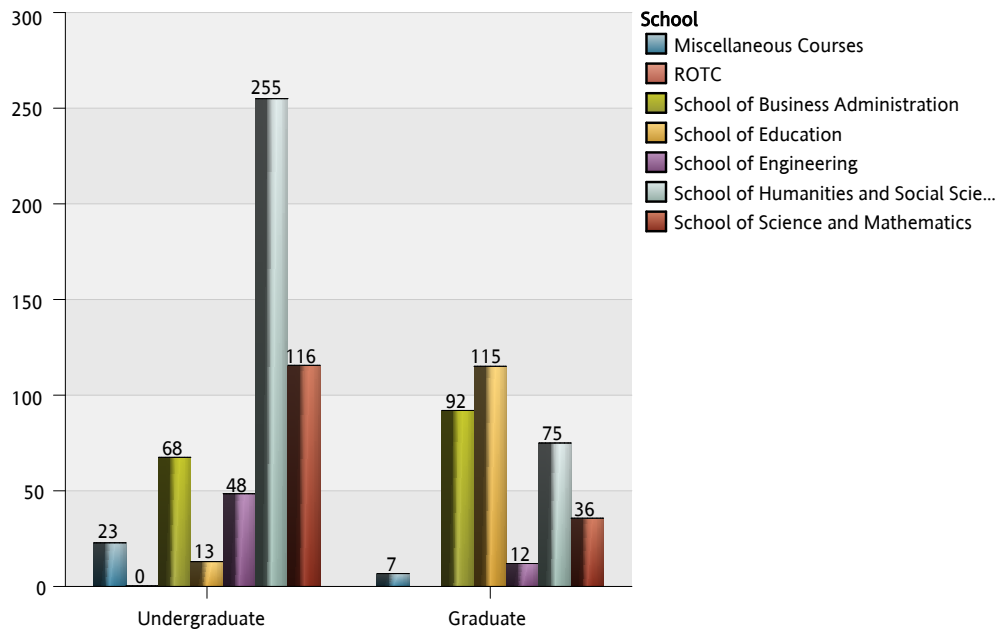
Department and Subject Area		1 Lower Division	2 Upper Division	3 Graduate	Total
Biology	Biology and Biological Science	147	39	86	272
	<b>Total of Department</b>	<b>147</b>	<b>39</b>	<b>86</b>	<b>272</b>
Chemistry	Chemistry	451			451
	<b>Total of Department</b>	<b>451</b>			<b>451</b>
Civil and Environ Engineering	Civil Engineering		426	9	435
	<b>Total of Department</b>		<b>426</b>	<b>9</b>	<b>435</b>
Criminal Justice	Crim Just and Law Enf Admin		423	87	510
	Cybersecurity		36		36
	Sociology	96			96
	<b>Total of Department</b>	<b>96</b>	<b>459</b>	<b>87</b>	<b>642</b>
Elect and Computer Engineering	Electrical Engineering		141		141
	<b>Total of Department</b>		<b>141</b>		<b>141</b>
Engineer Leadrshp and Prg Mgmt	Mechanical Engineering		15		15
	Project Management			135	135
	<b>Total of Department</b>		<b>15</b>	<b>135</b>	<b>150</b>
English	English Language and Lit	447	33	42	522
	Fine Arts and Art Studies	18			18
	<b>Total of Department</b>	<b>465</b>	<b>33</b>	<b>42</b>	<b>540</b>
Health Exercise Sport Science	Kinesiology and Exer Science			255	255
	Phys Ed Teaching and Coaching		48		48
	<b>Total of Department</b>		<b>48</b>	<b>255</b>	<b>303</b>
History	History	252	153		405
	<b>Total of Department</b>	<b>252</b>	<b>153</b>		<b>405</b>
Math and Computer Science	Computer and Info Sciences	24		48	72

**The Citadel: Credit Hours by Department**

Department and Subject Area		1 Lower Division	2 Upper Division	3 Graduate	Total
Math and Computer Science	Mathematics	436		39	475
	<b>Total of Department</b>	<b>460</b>		<b>87</b>	<b>547</b>
Military Science	Army ROTC	4			4
	<b>Total of Department</b>	<b>4</b>			<b>4</b>
Misc Courses and Majors	Liberal Arts and Sciences	24			24
	<b>Total of Department</b>	<b>24</b>			<b>24</b>
Modern Language Lit and Cult	French Language and Lit	36	36		72
	Spanish Language and Lit	345	153		498
	<b>Total of Department</b>	<b>381</b>	<b>189</b>		<b>570</b>
Orientation/Leadership	Leadership Certificate			81	81
	Liberal Arts and Sciences	250			250
	<b>Total of Department</b>	<b>250</b>		<b>81</b>	<b>331</b>
Physics	Physics	231	11		242
	<b>Total of Department</b>	<b>231</b>	<b>11</b>		<b>242</b>
Political Science	Anthropology	48		15	63
	Political Sci and Government	333	201	48	582
	<b>Total of Department</b>	<b>381</b>	<b>201</b>	<b>63</b>	<b>645</b>
Psychology	Psychology	444	6	708	1,158
	<b>Total of Department</b>	<b>444</b>	<b>6</b>	<b>708</b>	<b>1,158</b>
School of Business Admin	Business Admin and Management	216	594	1,104	1,914
	<b>Total of Department</b>	<b>216</b>	<b>594</b>	<b>1,104</b>	<b>1,914</b>
School of Education	Counselor Ed and School Couns			55	55
	Secondary Ed and Teaching	156		1,293	1,449
	STEM Education			33	33
	<b>Total of Department</b>	<b>156</b>		<b>1,381</b>	<b>1,537</b>
<b>Total Overall</b>		<b>3,958</b>	<b>2,315</b>	<b>4,038</b>	<b>10,311</b>

\* Data includes consortium hours.

**The Citadel: Full-time Equivalency (FTE) Data by Department**



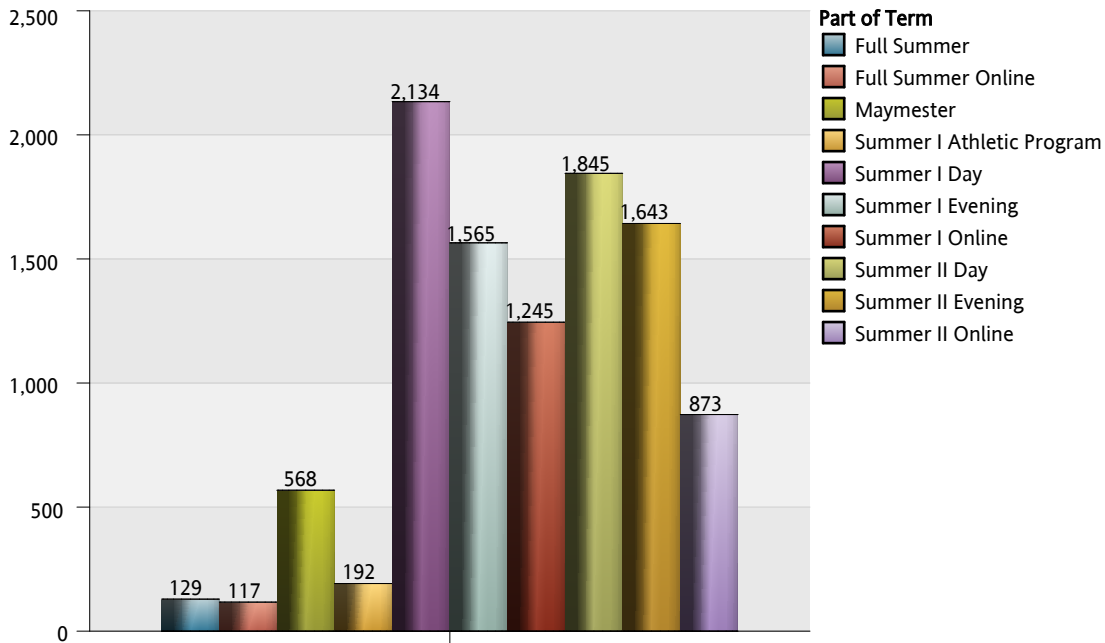
Department and Subject Area		1 Lower Division	2 Upper Division	3 Graduate	Total
Biology	Biology and Biological Science	12.25	3.25	9.56	25.06
	<b>Total of Department</b>	<b>12.25</b>	<b>3.25</b>	<b>9.56</b>	<b>25.06</b>
Chemistry	Chemistry	37.58			37.58
	<b>Total of Department</b>	<b>37.58</b>			<b>37.58</b>
Civil and Environ Engineering	Civil Engineering		35.50	1.00	36.50
	<b>Total of Department</b>		<b>35.50</b>	<b>1.00</b>	<b>36.50</b>
Criminal Justice	Crim Just and Law Enf Admin		35.25	9.67	44.92
	Cybersecurity		3.00		3.00
	Sociology	8.00			8.00
	<b>Total of Department</b>	<b>8.00</b>	<b>38.25</b>	<b>9.67</b>	<b>55.92</b>
Elect and Computer Engineering	Electrical Engineering		11.75		11.75
	<b>Total of Department</b>		<b>11.75</b>		<b>11.75</b>
Engineer Leadrshp and Prg Mgmt	Mechanical Engineering		1.25		1.25
	Project Management			15.00	15.00
	<b>Total of Department</b>		<b>1.25</b>	<b>15.00</b>	<b>16.25</b>
English	English Language and Lit	37.25	2.75	4.67	44.67
	Fine Arts and Art Studies	1.50			1.50
	<b>Total of Department</b>	<b>38.75</b>	<b>2.75</b>	<b>4.67</b>	<b>46.17</b>
Health Exercise Sport Science	Kinesiology and Exer Science			28.33	28.33
	Phys Ed Teaching and Coaching		4.00		4.00
	<b>Total of Department</b>		<b>4.00</b>	<b>28.33</b>	<b>32.33</b>
History	History	21.00	12.75		33.75
	<b>Total of Department</b>	<b>21.00</b>	<b>12.75</b>		<b>33.75</b>
Math and Computer Science	Computer and Info Sciences	2.00		5.33	7.33

**The Citadel: Full-time Equivalency (FTE) Data by Department**

Department and Subject Area		1 Lower Division	2 Upper Division	3 Graduate	Total
Math and Computer Science	Mathematics	36.33		4.33	40.67
	<b>Total of Department</b>	<b>38.33</b>		<b>9.67</b>	<b>48.00</b>
Military Science	Army ROTC	0.33			0.33
	<b>Total of Department</b>	<b>0.33</b>			<b>0.33</b>
Misc Courses and Majors	Liberal Arts and Sciences	2.00			2.00
	<b>Total of Department</b>	<b>2.00</b>			<b>2.00</b>
Modern Language Lit and Cult	French Language and Lit	3.00	3.00		6.00
	Spanish Language and Lit	28.75	12.75		41.50
	<b>Total of Department</b>	<b>31.75</b>	<b>15.75</b>		<b>47.50</b>
Orientation/Leadership	Leadership Certificate			9.00	9.00
	Liberal Arts and Sciences	20.83			20.83
	<b>Total of Department</b>	<b>20.83</b>		<b>9.00</b>	<b>29.83</b>
Physics	Physics	19.25	0.92		20.17
	<b>Total of Department</b>	<b>19.25</b>	<b>0.92</b>		<b>20.17</b>
Political Science	Anthropology	4.00		1.67	5.67
	Political Sci and Government	27.75	16.75	5.33	49.83
	<b>Total of Department</b>	<b>31.75</b>	<b>16.75</b>	<b>7.00</b>	<b>55.50</b>
Psychology	Psychology	37.00	0.50	78.67	116.17
	<b>Total of Department</b>	<b>37.00</b>	<b>0.50</b>	<b>78.67</b>	<b>116.17</b>
School of Business Admin	Business Admin and Management	18.00	49.50	122.67	190.17
	<b>Total of Department</b>	<b>18.00</b>	<b>49.50</b>	<b>122.67</b>	<b>190.17</b>
School of Education	Counselor Ed and School Couns			6.11	6.11
	Secondary Ed and Teaching	13.00		143.67	156.67
	STEM Education			3.67	3.67
	<b>Total of Department</b>	<b>13.00</b>		<b>153.44</b>	<b>166.44</b>
<b>Total Overall</b>		<b>329.83</b>	<b>192.92</b>	<b>448.67</b>	<b>971.42</b>

\* Data includes consortium hours.

**The Citadel: Credit Hours by Part of Term**



Part of Term		1 Undergraduate	2 Graduate	Total
Full Summer	Engineer Leadership and Prg Mgmt		54	54
	Health Exercise Sport Science	18	6	24
	History	3		3
	School of Business Admin		33	33
	School of Education		15	15
	<b>Total of Part of Term</b>	<b>21</b>	<b>108</b>	<b>129</b>
Full Summer Online	Math and Computer Science		30	30
	School of Education		87	87
	<b>Total of Part of Term</b>		<b>117</b>	<b>117</b>
Maymester	Biology	32	5	37
	Criminal Justice	84		84
	English	207		207
	History	33		33
	Modern Language Lit and Cult	27		27
	Physics	63		63
	Political Science	45	6	51
	Psychology	30		30
	School of Business Admin	12		12
	School of Education	21	3	24
<b>Total of Part of Term</b>	<b>554</b>	<b>14</b>	<b>568</b>	
Summer I Athletic Program	English	96		96



**The Citadel: Credit Hours by Part of Term**

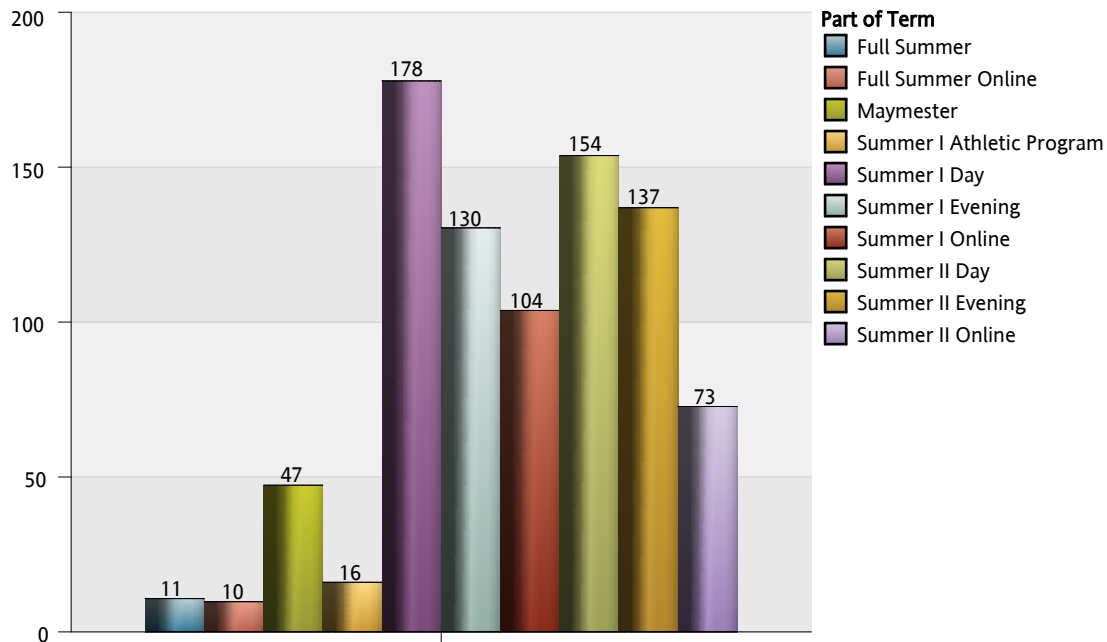
Part of Term		1 Undergraduate	2 Graduate	Total
Summer I Athletic Program	Psychology	96		96
	<b>Total of Part of Term</b>	<b>192</b>		<b>192</b>
Summer I Day	Biology	74	33	107
	Chemistry	231		231
	English	123	33	156
	Health Exercise Sport Science	30		30
	History	108		108
	Math and Computer Science	150		150
	Military Science	2		2
	Modern Language Lit and Cult	447		447
	Orientation/Leadership	91		91
	Physics	101		101
	Political Science	237	6	243
	Psychology	144		144
	School of Business Admin	153		153
	School of Education		171	171
	<b>Total of Part of Term</b>	<b>1,891</b>	<b>243</b>	<b>2,134</b>
Summer I Evening	Civil and Environ Engineering	230	9	239
	Criminal Justice	57	27	84
	Elect and Computer Engineering	39		39
	Engineer Leadrshp and Prg Mgmt		18	18
	Health Exercise Sport Science		129	129
	Math and Computer Science		36	36
	Psychology		324	324
	School of Business Admin	93	267	360
	School of Education		336	336
	<b>Total of Part of Term</b>	<b>419</b>	<b>1,146</b>	<b>1,565</b>
Summer I Online	Criminal Justice	222	24	246
	History	39		39
	Math and Computer Science	45		45
	Misc Courses and Majors	12		12
	Orientation/Leadership		33	33
	Political Science	33	27	60
	Psychology	27	39	66
	School of Business Admin	213	303	516
	School of Education	57	171	228
	<b>Total of Part of Term</b>	<b>648</b>	<b>597</b>	<b>1,245</b>

**The Citadel: Credit Hours by Part of Term**

Part of Term		1 Undergraduate	2 Graduate	Total
Summer II Day	Biology	80	48	128
	Chemistry	220		220
	Criminal Justice	42		42
	English	57		57
	History	204		204
	Math and Computer Science	265		265
	Military Science	2		2
	Modern Language Lit and Cult	96		96
	Orientation/Leadership	159		159
	Physics	78		78
	Political Science	216	18	234
	Psychology	153		153
	School of Business Admin	36		36
	School of Education		171	171
	<b>Total of Part of Term</b>	<b>1,608</b>	<b>237</b>	<b>1,845</b>
Summer II Evening	Civil and Environ Engineering	196		196
	Criminal Justice	75		75
	Elect and Computer Engineering	102		102
	Engineer Leadrshp and Prg Mgmt	15	63	78
	English	15	9	24
	Health Exercise Sport Science		111	111
	Math and Computer Science		21	21
	Psychology		276	276
	School of Business Admin	87	306	393
	School of Education		367	367
	<b>Total of Part of Term</b>	<b>490</b>	<b>1,153</b>	<b>1,643</b>
Summer II Online	Criminal Justice	75	36	111
	Health Exercise Sport Science		9	9
	History	18		18
	Misc Courses and Majors	12		12
	Orientation/Leadership		48	48
	Political Science	51	6	57
	Psychology		69	69
	School of Business Admin	216	195	411
	School of Education	78	60	138
	<b>Total of Part of Term</b>	<b>450</b>	<b>423</b>	<b>873</b>
<b>Total Overall</b>	<b>6,273</b>	<b>4,038</b>	<b>10,311</b>	

\* Data includes consortium hours.

**The Citadel: Full-time Equivalency (FTE) Data by Part of Term**



Part of Term		1 Undergraduate	2 Graduate	Total
Full Summer	Engineer Leadrshp and Prg Mgmt		6.00	6.00
	Health Exercise Sport Science	1.50	0.67	2.17
	History	0.25		0.25
	School of Business Admin		3.67	3.67
	School of Education		1.67	1.67
	<b>Total of Part of Term</b>	<b>1.75</b>	<b>12.00</b>	<b>13.75</b>
Full Summer Online	Math and Computer Science		3.33	3.33
	School of Education		9.67	9.67
	<b>Total of Part of Term</b>		<b>13.00</b>	<b>13.00</b>
Maymester	Biology	2.67	0.56	3.22
	Criminal Justice	7.00		7.00
	English	17.25		17.25
	History	2.75		2.75
	Modern Language Lit and Cult	2.25		2.25
	Physics	5.25		5.25
	Political Science	3.75	0.67	4.42
	Psychology	2.50		2.50
	School of Business Admin	1.00		1.00
	School of Education	1.75	0.33	2.08
	<b>Total of Part of Term</b>	<b>46.17</b>	<b>1.56</b>	<b>47.72</b>
Summer I Athletic Program	English	8.00		8.00

**The Citadel: Full-time Equivalency (FTE) Data by Part of Term**

Part of Term		1 Undergraduate	2 Graduate	Total
Summer I Athletic Program	Psychology	8.00		<b>8.00</b>
	<b>Total of Part of Term</b>	<b>16.00</b>		<b>16.00</b>
Summer I Day	Biology	6.17	3.67	<b>9.83</b>
	Chemistry	19.25		<b>19.25</b>
	English	10.25	3.67	<b>13.92</b>
	Health Exercise Sport Science	2.50		<b>2.50</b>
	History	9.00		<b>9.00</b>
	Math and Computer Science	12.50		<b>12.50</b>
	Military Science	0.17		<b>0.17</b>
	Modern Language Lit and Cult	37.25		<b>37.25</b>
	Orientation/Leadership	7.58		<b>7.58</b>
	Physics	8.42		<b>8.42</b>
	Political Science	19.75	0.67	<b>20.42</b>
	Psychology	12.00		<b>12.00</b>
	School of Business Admin	12.75		<b>12.75</b>
	School of Education		19.00	<b>19.00</b>
	<b>Total of Part of Term</b>	<b>157.58</b>	<b>27.00</b>	<b>184.58</b>
Summer I Evening	Civil and Environ Engineering	19.17	1.00	<b>20.17</b>
	Criminal Justice	4.75	3.00	<b>7.75</b>
	Elect and Computer Engineering	3.25		<b>3.25</b>
	Engineer Leadrshp and Prg Mgmt		2.00	<b>2.00</b>
	Health Exercise Sport Science		14.33	<b>14.33</b>
	Math and Computer Science		4.00	<b>4.00</b>
	Psychology		36.00	<b>36.00</b>
	School of Business Admin	7.75	29.67	<b>37.42</b>
	School of Education		37.33	<b>37.33</b>
	<b>Total of Part of Term</b>	<b>34.92</b>	<b>127.33</b>	<b>162.25</b>
Summer I Online	Criminal Justice	18.50	2.67	<b>21.17</b>
	History	3.25		<b>3.25</b>
	Math and Computer Science	3.75		<b>3.75</b>
	Misc Courses and Majors	1.00		<b>1.00</b>
	Orientation/Leadership		3.67	<b>3.67</b>
	Political Science	2.75	3.00	<b>5.75</b>
	Psychology	2.25	4.33	<b>6.58</b>
	School of Business Admin	17.75	33.67	<b>51.42</b>
	School of Education	4.75	19.00	<b>23.75</b>
<b>Total of Part of Term</b>	<b>54.00</b>	<b>66.33</b>	<b>120.33</b>	

**The Citadel: Full-time Equivalency (FTE) Data by Part of Term**

Part of Term		1 Undergraduate	2 Graduate	Total
Summer II Day	Biology	6.67	5.33	<b>12.00</b>
	Chemistry	18.33		<b>18.33</b>
	Criminal Justice	3.50		<b>3.50</b>
	English	4.75		<b>4.75</b>
	History	17.00		<b>17.00</b>
	Math and Computer Science	22.08		<b>22.08</b>
	Military Science	0.17		<b>0.17</b>
	Modern Language Lit and Cult	8.00		<b>8.00</b>
	Orientation/Leadership	13.25		<b>13.25</b>
	Physics	6.50		<b>6.50</b>
	Political Science	18.00	2.00	<b>20.00</b>
	Psychology	12.75		<b>12.75</b>
	School of Business Admin	3.00		<b>3.00</b>
	School of Education		19.00	<b>19.00</b>
<b>Total of Part of Term</b>	<b>134.00</b>	<b>26.33</b>	<b>160.33</b>	
Summer II Evening	Civil and Environ Engineering	16.33		<b>16.33</b>
	Criminal Justice	6.25		<b>6.25</b>
	Elect and Computer Engineering	8.50		<b>8.50</b>
	Engineer Leadrshp and Prg Mgmt	1.25	7.00	<b>8.25</b>
	English	1.25	1.00	<b>2.25</b>
	Health Exercise Sport Science		12.33	<b>12.33</b>
	Math and Computer Science		2.33	<b>2.33</b>
	Psychology		30.67	<b>30.67</b>
	School of Business Admin	7.25	34.00	<b>41.25</b>
	School of Education		40.78	<b>40.78</b>
	<b>Total of Part of Term</b>	<b>40.83</b>	<b>128.11</b>	<b>168.94</b>
Summer II Online	Criminal Justice	6.25	4.00	<b>10.25</b>
	Health Exercise Sport Science		1.00	<b>1.00</b>
	History	1.50		<b>1.50</b>
	Misc Courses and Majors	1.00		<b>1.00</b>
	Orientation/Leadership		5.33	<b>5.33</b>
	Political Science	4.25	0.67	<b>4.92</b>
	Psychology		7.67	<b>7.67</b>
	School of Business Admin	18.00	21.67	<b>39.67</b>
	School of Education	6.50	6.67	<b>13.17</b>
	<b>Total of Part of Term</b>	<b>37.50</b>	<b>47.00</b>	<b>84.50</b>
<b>Total Overall</b>	<b>522.75</b>	<b>448.67</b>	<b>971.42</b>	

\* Data includes consortium hours.