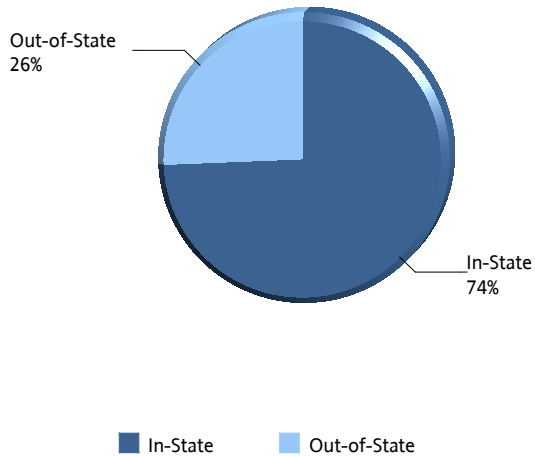


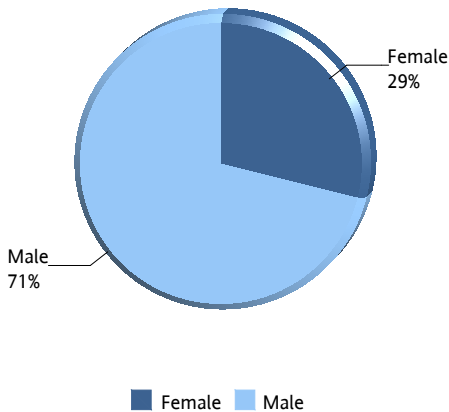
The Citadel: Enrollment by Residency



Residency	In-State	Out-of-State	Total
Active Duty Students	23		23
Cadets	259	163	422
CSI Students	131	157	288
Day Students		1	1
Evening Undergraduate Students	92	1	93
Fifth Year Day Students	7	5	12
Freshman Athletes	9	17	26
Graduate Students	573	60	633
Transient Students	38	4	42
Veteran Students (Day)	35	2	37
Veteran Students (Evening)	22		22
Total of Residency	1189	410	1599

** Students who receive in-state tuition include residents of SC, military personnel and their dependents, faculty and administration employees and their dependents, retired persons and their dependents, academic common market, scholarships approved by board of trustees, reciprocity agreements as approved by the General Assembly, and non-resident aliens in an approved VISA classification.*

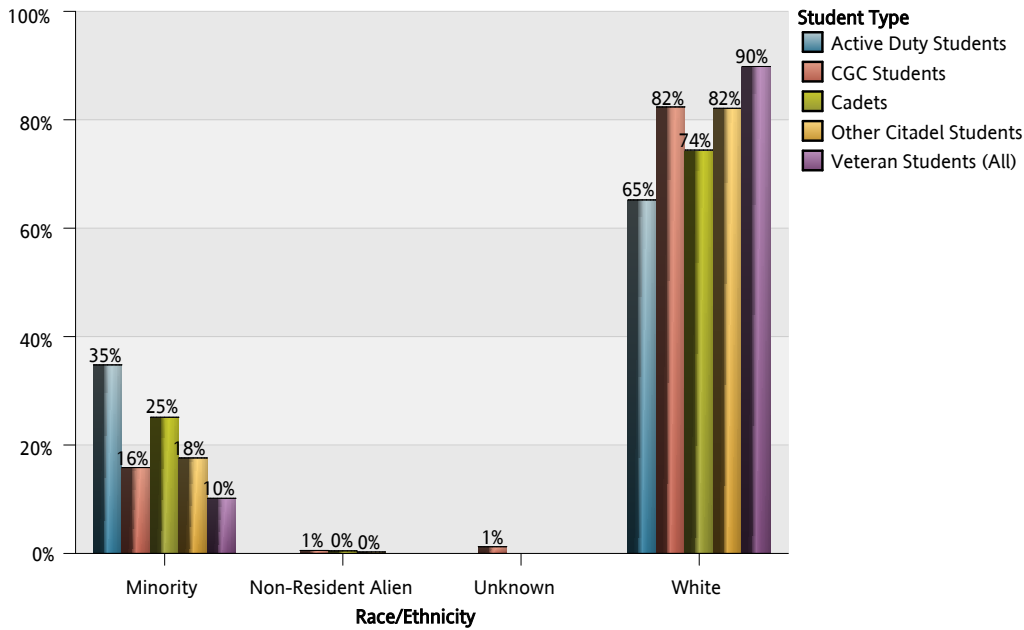
The Citadel: Enrollment by Gender



Gender	Female	Male	Total
Active Duty Students	2	21	23
Cadets	31	391	422
CSI Students	13	275	288
Day Students		1	1
Evening Undergraduate Students	22	71	93
Fifth Year Day Students		12	12
Freshman Athletes		26	26
Graduate Students	367	266	633
Transient Students	25	17	42
Veteran Students (Day)	2	35	37
Veteran Students (Evening)		22	22
Total of Gender	462	1137	1599

** Off campus cadets include cadets studying abroad, studying away in the US, and those serving an internship.*

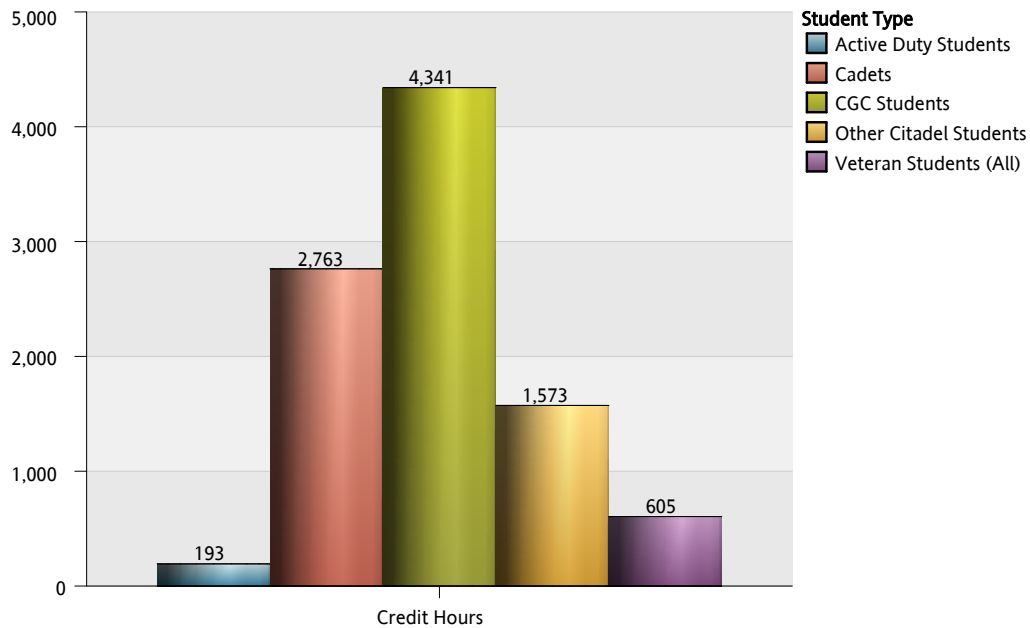
The Citadel: Enrollment by Race/Ethnicity



Race/Ethnicity	American Indian or Alaskan Native	Asian	Black or African American	Hispanic	More Than 1 Race	Native Hawaiian or Pacific Islander	Non-Resident Alien	Unknown	White	Total
Active Duty Students		2		5	1				15	23
Cadets	6	9	57	26	7	1	2		314	422
CSI Students	2	1	10	19	11				245	288
Day Students									1	1
Evening Undergraduate Students		1	13	1				3	75	93
Fifth Year Day Students			1	1	1				9	12
Freshman Athletes	1		14		1		1		9	26
Graduate Students	2	11	72	12	2	1	4	6	523	633
Transient Students			2	1					39	42
Veteran Students (Day)			1	4					32	37
Veteran Students (Evening)			1						21	22
Total of Race/Ethnicity	11	24	171	69	23	2	7	9	1283	1599

* Off campus cadets include cadets studying abroad, studying away in the US, and those serving an internship.

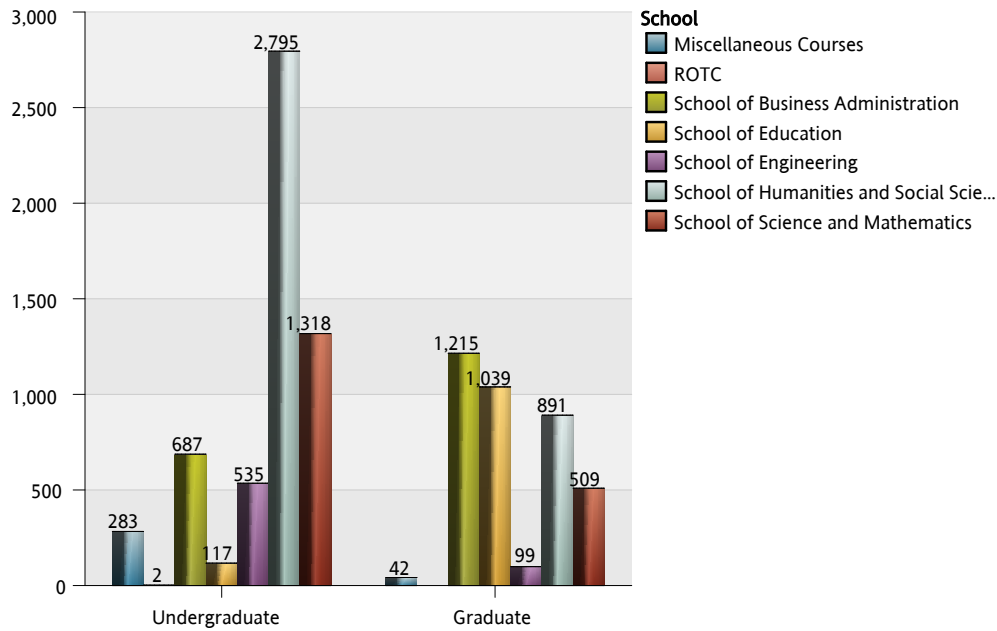
The Citadel: Credit Hours and Full-time Equivalency (FTE) Data by Student Type



	Credit Hours	FTE
Active Duty Students	193	16.08
Cadets	2,763	230.25
CSI Students	1,152	96.00
Day Students	3	0.25
Evening Undergraduate Students	587	48.92
Fifth Year Day Students	72	6.00
Freshman Athletes	156	13.00
Graduate Students	3,754	417.11
Transient Students	190	15.83
Veteran Students (Day)	398	33.17
Veteran Students (Evening)	207	17.25
Total	9,475	893.86

** Off campus cadets include cadets studying abroad, studying away in the US, and those serving an internship.*

The Citadel: Credit Hours by Department



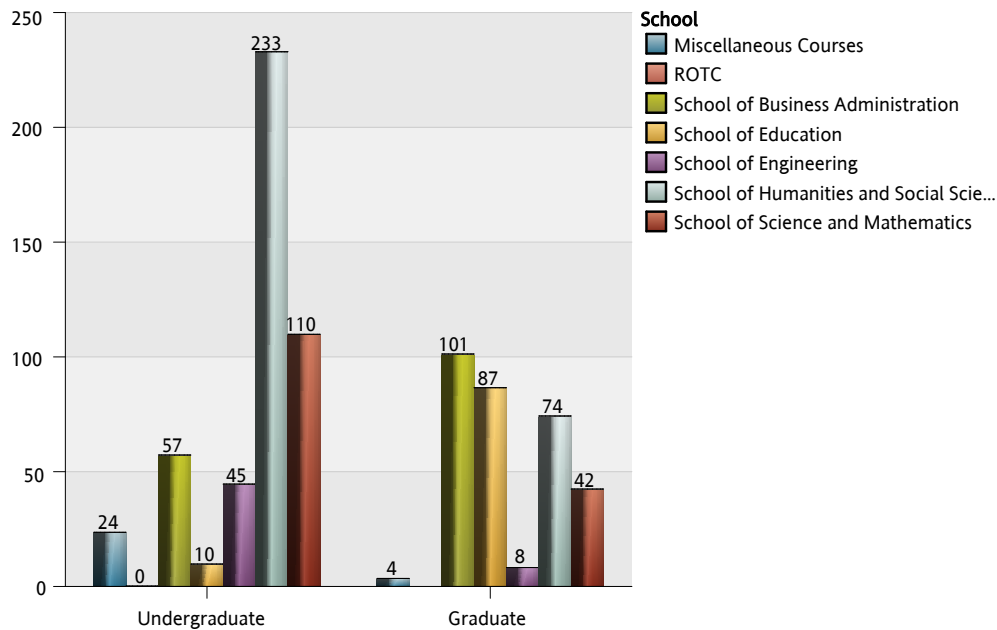
Department and Subject Area		1 Lower Division	2 Upper Division	3 Graduate	Total
Biology	Biology and Biological Science	169	10	68	247
	Total of Department	169	10	68	247
Chemistry	Chemistry	344			344
	Total of Department	344			344
Civil and Environ Engineering	Civil Engineering		349	99	448
	Total of Department		349	99	448
Criminal Justice	Crim Just and Law Enf Admin	99	330	36	465
	Total of Department	99	330	36	465
Elect and Computer Engineering	Electrical Engineering		186		186
	Total of Department		186		186
English	English Language and Lit	372	12	60	444
	Fine Arts and Art Studies	42			42
	Total of Department	414	12	60	486
Health Exercise Sport Science	Kinesiology and Exer Science			384	384
	Phys Ed Teaching and Coaching	3	62		65
	Total of Department	3	62	384	449
History	History	297	159	18	474
	Total of Department	297	159	18	474
Math and Computer Science	Computer and Info Sciences	21	3	39	63
	Mathematics	478		18	496
	Total of Department	499	3	57	559
Military Science	Army ROTC		2		2
	Total of Department		2		2
Misc Courses and Majors	Liberal Arts and Sciences	18			18

The Citadel: Credit Hours by Department

Department and Subject Area		1 Lower Division	2 Upper Division	3 Graduate	Total
Misc Courses and Majors	Total of Department	18			18
Modern Language Lit and Cult	French Language and Lit	30	36		66
	Spanish Language and Lit	270	117		387
	Total of Department	300	153		453
Orientation/Leadership	Leadership Certificate			42	42
	Liberal Arts and Sciences	265			265
	Total of Department	265		42	307
Physics	Astronomy	21			21
	Physics	207			207
	Total of Department	228			228
Political Science	Anthropology	51		3	54
	Political Sci and Government	306	225	27	558
	Total of Department	357	225	30	612
Psychology	Psychology	447	2	747	1,196
	Total of Department	447	2	747	1,196
School of Business Admin	Business Admin and Management	108	579	1,215	1,902
	Total of Department	108	579	1,215	1,902
School of Education	Counselor Ed and School Couns			20	20
	Secondary Ed and Teaching	117		1,019	1,136
	Total of Department	117		1,039	1,156
Total Overall		3,665	2,072	3,795	9,532

* Data includes consortium hours.

The Citadel: Full-time Equivalency (FTE) Data by Department



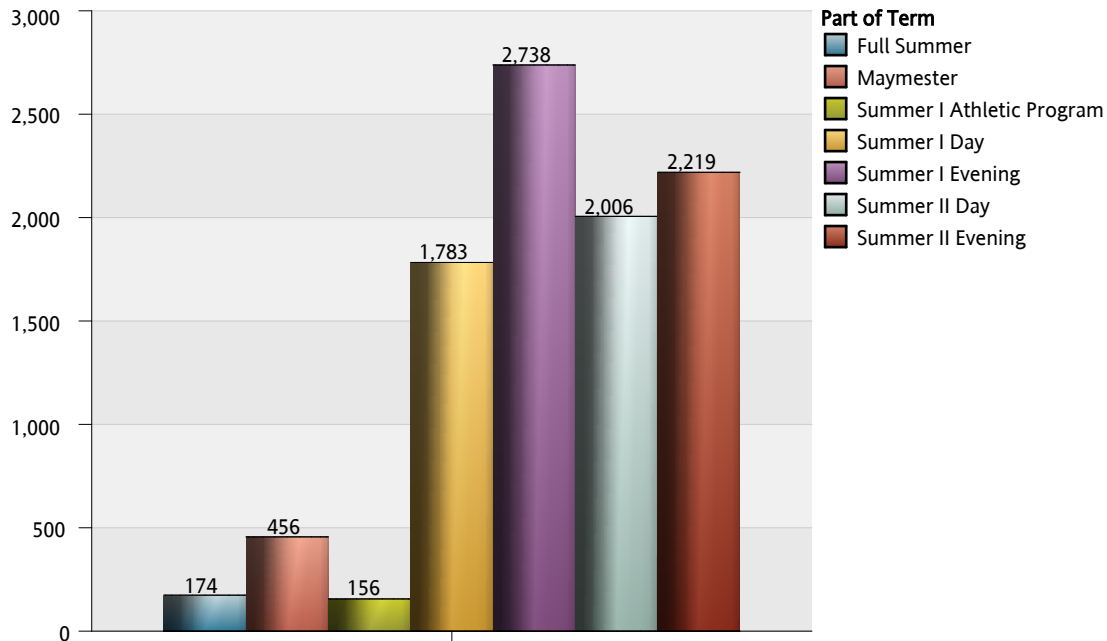
Department and Subject Area		1 Lower Division	2 Upper Division	3 Graduate	Total
Biology	Biology and Biological Science	14.08	0.83	7.56	22.47
	Total of Department	14.08	0.83	7.56	22.47
Chemistry	Chemistry	28.67			28.67
	Total of Department	28.67			28.67
Civil and Environ Engineering	Civil Engineering		29.08	11.00	40.08
	Total of Department		29.08	11.00	40.08
Criminal Justice	Crim Just and Law Enf Admin	8.25	27.50	4.00	39.75
	Total of Department	8.25	27.50	4.00	39.75
Elect and Computer Engineering	Electrical Engineering		15.50		15.50
	Total of Department		15.50		15.50
English	English Language and Lit	31.00	1.00	6.67	38.67
	Fine Arts and Art Studies	3.50			3.50
	Total of Department	34.50	1.00	6.67	42.17
Health Exercise Sport Science	Kinesiology and Exer Science			42.67	42.67
	Phys Ed Teaching and Coaching	0.25	5.17		5.42
	Total of Department	0.25	5.17	42.67	48.08
History	History	24.75	13.25	2.00	40.00
	Total of Department	24.75	13.25	2.00	40.00
Math and Computer Science	Computer and Info Sciences	1.75	0.25	4.33	6.33
	Mathematics	39.83		2.00	41.83
	Total of Department	41.58	0.25	6.33	48.17
Military Science	Army ROTC		0.17		0.17
	Total of Department		0.17		0.17
Misc Courses and Majors	Liberal Arts and Sciences	1.50			1.50

The Citadel: Full-time Equivalency (FTE) Data by Department

Department and Subject Area		1 Lower Division	2 Upper Division	3 Graduate	Total
Misc Courses and Majors	Total of Department	1.50			1.50
Modern Language Lit and Cult	French Language and Lit	2.50	3.00		5.50
	Spanish Language and Lit	22.50	9.75		32.25
	Total of Department	25.00	12.75		37.75
Orientation/Leadership	Leadership Certificate			4.67	4.67
	Liberal Arts and Sciences	22.08			22.08
	Total of Department	22.08		4.67	26.75
Physics	Astronomy	1.75			1.75
	Physics	17.25			17.25
	Total of Department	19.00			19.00
Political Science	Anthropology	4.25		0.33	4.58
	Political Sci and Government	25.50	18.75	3.00	47.25
	Total of Department	29.75	18.75	3.33	51.83
Psychology	Psychology	37.25	0.17	83.00	120.42
	Total of Department	37.25	0.17	83.00	120.42
School of Business Admin	Business Admin and Management	9.00	48.25	135.00	192.25
	Total of Department	9.00	48.25	135.00	192.25
School of Education	Counselor Ed and School Couns			2.22	2.22
	Secondary Ed and Teaching	9.75		113.22	122.97
	Total of Department	9.75		115.44	125.19
Total Overall		305.42	172.67	421.67	899.75

* Data includes consortium hours.

The Citadel: Credit Hours by Part of Term



Part of Term		1 Undergraduate	2 Graduate	Total
Full Summer	Civil and Environ Engineering		36	36
	Health Exercise Sport Science	9	33	42
	History	3		3
	School of Business Admin		27	27
	School of Education		66	66
	Total of Part of Term	12	162	174
Maymester	Biology		4	4
	Criminal Justice	69		69
	English	117		117
	History	84		84
	Military Science	2		2
	Modern Language Lit and Cult	15		15
	Physics	54		54
	Political Science	30	9	39
	School of Business Admin	36		36
	School of Education	36		36
Total of Part of Term	443	13	456	
Summer I Athletic Program	English	78		78
	Psychology	78		78
	Total of Part of Term	156		156
Summer I Day	Biology	98	28	126

The Citadel: Credit Hours by Part of Term

Part of Term		1 Undergraduate	2 Graduate	Total
Summer I Day	Chemistry	177		177
	Criminal Justice	36	3	39
	English	102	42	144
	Health Exercise Sport Science	42		42
	History	168		168
	Math and Computer Science	173		173
	Modern Language Lit and Cult	384		384
	Orientation/Leadership	55		55
	Physics	76		76
	Political Science	141	3	144
	Psychology	96		96
	School of Business Admin	81		81
	School of Education		78	78
	Total of Part of Term	1,629	154	1,783
Summer I Evening	Biology	6	25	31
	Civil and Environ Engineering	175	63	238
	Criminal Justice	174	27	201
	Elect and Computer Engineering	75		75
	Health Exercise Sport Science		180	180
	Math and Computer Science	39	21	60
	Misc Courses and Majors	11		11
	Orientation/Leadership		30	30
	Psychology	47	351	398
	School of Business Admin	270	660	930
	School of Education	42	542	584
	Total of Part of Term	839	1,899	2,738
Summer II Day	Biology	75	3	78
	Chemistry	167		167
	Criminal Justice	27		27
	English	126		126
	Health Exercise Sport Science	8		8
	History	201		201
	Math and Computer Science	290		290
	Modern Language Lit and Cult	54		54
	Orientation/Leadership	210		210
	Physics	98		98
	Political Science	342	12	354

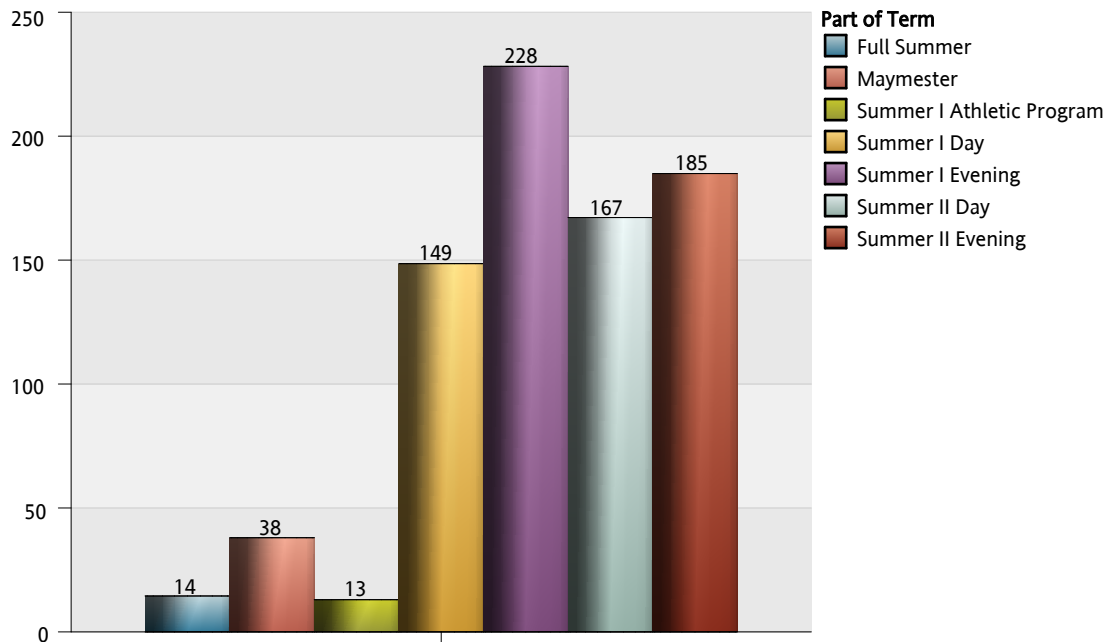
The Citadel: Credit Hours by Part of Term

Part of Term		1 Undergraduate	2 Graduate	Total
Summer II Day	Psychology	228		228
	School of Business Admin	24		24
	School of Education	39	102	141
	Total of Part of Term	1,889	117	2,006
Summer II Evening	Biology		8	8
	Civil and Environ Engineering	174		174
	Criminal Justice	123	6	129
	Elect and Computer Engineering	111		111
	English	3	18	21
	Health Exercise Sport Science	6	171	177
	History		18	18
	Math and Computer Science		36	36
	Misc Courses and Majors	7		7
	Orientation/Leadership		12	12
	Political Science	69	6	75
	Psychology		396	396
	School of Business Admin	276	528	804
	School of Education		251	251
	Total of Part of Term	769	1,450	2,219
Total Overall	5,737	3,795	9,532	

* Data includes consortium hours.

The Citadel
 Student Enrollment Profile
 Summer 2013

The Citadel: Full-time Equivalency (FTE) Data by Part of Term



Part of Term		1 Undergraduate	2 Graduate	Total
Full Summer	Civil and Environ Engineering		4.00	4.00
	Health Exercise Sport Science	0.75	3.67	4.42
	History	0.25		0.25
	School of Business Admin		3.00	3.00
	School of Education		7.33	7.33
	Total of Part of Term	1.00	18.00	19.00
Maymester	Biology		0.44	0.44
	Criminal Justice	5.75		5.75
	English	9.75		9.75
	History	7.00		7.00
	Military Science	0.17		0.17
	Modern Language Lit and Cult	1.25		1.25
	Physics	4.50		4.50
	Political Science	2.50	1.00	3.50
	School of Business Admin	3.00		3.00
	School of Education	3.00		3.00
	Total of Part of Term	36.92	1.44	38.36
Summer I Athletic Program	English	6.50		6.50
	Psychology	6.50		6.50
	Total of Part of Term	13.00		13.00
Summer I Day	Biology	8.17	3.11	11.28

The Citadel: Full-time Equivalency (FTE) Data by Part of Term

Part of Term		1 Undergraduate	2 Graduate	Total
Summer I Day	Chemistry	14.75		14.75
	Criminal Justice	3.00	0.33	3.33
	English	8.50	4.67	13.17
	Health Exercise Sport Science	3.50		3.50
	History	14.00		14.00
	Math and Computer Science	14.42		14.42
	Modern Language Lit and Cult	32.00		32.00
	Orientation/Leadership	4.58		4.58
	Physics	6.33		6.33
	Political Science	11.75	0.33	12.08
	Psychology	8.00		8.00
	School of Business Admin	6.75		6.75
	School of Education		8.67	8.67
	Total of Part of Term	135.75	17.11	152.86
Summer I Evening	Biology	0.50	2.78	3.28
	Civil and Environ Engineering	14.58	7.00	21.58
	Criminal Justice	14.50	3.00	17.50
	Elect and Computer Engineering	6.25		6.25
	Health Exercise Sport Science		20.00	20.00
	Math and Computer Science	3.25	2.33	5.58
	Misc Courses and Majors	0.92		0.92
	Orientation/Leadership		3.33	3.33
	Psychology	3.92	39.00	42.92
	School of Business Admin	22.50	73.33	95.83
	School of Education	3.50	60.22	63.72
		Total of Part of Term	69.92	211.00
Summer II Day	Biology	6.25	0.33	6.58
	Chemistry	13.92		13.92
	Criminal Justice	2.25		2.25
	English	10.50		10.50
	Health Exercise Sport Science	0.67		0.67
	History	16.75		16.75
	Math and Computer Science	24.17		24.17
	Modern Language Lit and Cult	4.50		4.50
	Orientation/Leadership	17.50		17.50
	Physics	8.17		8.17
	Political Science	28.50	1.33	29.83

The Citadel
 Student Enrollment Profile
 Summer 2013

The Citadel: Full-time Equivalency (FTE) Data by Part of Term

Part of Term		1 Undergraduate	2 Graduate	Total
Summer II Day	Psychology	19.00		19.00
	School of Business Admin	2.00		2.00
	School of Education	3.25	11.33	14.58
	Total of Part of Term	157.42	13.00	170.42
Summer II Evening	Biology		0.89	0.89
	Civil and Environ Engineering	14.50		14.50
	Criminal Justice	10.25	0.67	10.92
	Elect and Computer Engineering	9.25		9.25
	English	0.25	2.00	2.25
	Health Exercise Sport Science	0.50	19.00	19.50
	History		2.00	2.00
	Math and Computer Science		4.00	4.00
	Misc Courses and Majors	0.58		0.58
	Orientation/Leadership		1.33	1.33
	Political Science	5.75	0.67	6.42
	Psychology		44.00	44.00
	School of Business Admin	23.00	58.67	81.67
	School of Education		27.89	27.89
	Total of Part of Term	64.08	161.11	225.19
Total Overall		478.08	421.67	899.75

* Data includes consortium hours.